



AMA CHARTER 339

MARCH 2008

VOLUME 45 NUMBER 3

2008 CRRC OFFICERS

PRESIDENT

Tony Davids

978-568-9598

[president\(at\)charlesriverrc.org](mailto:president(at)charlesriverrc.org)

VICE –PRESIDENT

Howard Hager

787-587-0375

[Vicepresident\(at\)charlesriverrc.org](mailto:Vicepresident(at)charlesriverrc.org)

MEMBERSHIP SECRETARY

Ray Harlan

508-358-4013

[membership\(at\)charlesriverrc.org](mailto:membership(at)charlesriverrc.org)

RECORDING SECRETARY

Larry Wetmore

781-449-5358

[secretary\(at\)charlesriverrc.org](mailto:secretary(at)charlesriverrc.org)

TREASURER

Istvan Sleder

978-667-1417

[treasurer\(at\)charlesriverrc.org](mailto:treasurer(at)charlesriverrc.org)

NEWSLETTER EDITOR

Thomas Stammberger

617-501-7403

[newsletter\(at\)charlesriverrc.org](mailto:newsletter(at)charlesriverrc.org)

RAFFLE CHAIRMAN

Ken Antonellis

508-653-8369

[xofficio\(at\)charlesriverrc.org](mailto:xofficio(at)charlesriverrc.org)

**WEBMASTER / SAFETY
OFFICER**

Brian Rickman

774-249-2494

[webmaster\(at\)charlesriverrc.org](mailto:webmaster(at)charlesriverrc.org)

GENERAL MEETING

**Wednesday
March 19th
7:30 PM**

The Club Meeting for this month will be held at **Wellesley College**, in the Science Center in, Room 277 (See back for directions). Bring a friend or just come alone.

Winter Project Night

Last month we provided you a sneak preview of what people were working on. Well, now it is time to show and share with the club. Whether finished, work in progress, or still in the box, show us what you are up to.

Table of Contents

| | |
|--|-------|
| Presidents letter | 2 |
| Treasurers report | 3 |
| Upcoming Events | 3 |
| February General Meeting Notes | 4-9 |
| Special Announcements | 9 |
| Indoor Fun-Fly | 10-11 |
| New Website Project | 12-17 |
| General Information | 18 |
| 2008 CRRC Membership Application | 19 |
| Map & Directions! | 20 |
| Fliers - Upcoming Events | 21-23 |

RAFFLE

First Prize

IMAX B5 Balance Charger 1-5 Cells

Input Voltage: 10~18v

Circuit power: Max Charge: 50W

Charge Current Range: .1~5.0A

Ni-MH/NiCd cells: 1~14

Li-ion/Poly cells: 1~5

Pb battery voltage: 6,12v

Weight: 280g

Dimensions: 130x80x23mm



Second Prize

Ken's surprise!

WON
a
COOL TOOL
for
Show-n-Tell

President's Letter



Park Pilot Program (P³) and Park Pilot Partner (also P³)

Andy Argenio spoke at our February meeting regarding the new Park Pilot Program. We should feel honored that he came to speak at our club since he has 130 clubs in his district. Could you imagine trying to visit each one?

Andy was very candid as always. He was seeking our candid input regarding the new AMA Park Flyer membership program. He encouraged each of us to sign up to be a Park Pilot Partner (try and say that three times fast, Andy struggled to say it once!). Click on the Membership tab of the AMA home page, www.modelaircraft.org. You can then click on the "Check out the new Park Pilot Program link", then click on "Park Pilot Partner", finally you need to click on the "Here" link but must also be logged in and have an account for the AMA web site. Now wasn't that simple? Sorry, sarcasm does not help our AMA web site get any better or does it? It is actually quite simple after clicking on the "Here" link and are logged in. You check the box and click "Subscribe".

I used the "Find out how many park pilot partners are in your area" link. Andy mentioned that there were a paltry number in our area. I found that there are 11 within 50 miles of my zip code in Stow. It wouldn't show me the names even though I was logged in to the AMA web site. I

assume that they would have to kill me if they showed me the names. After I subscribed to be a Park Pilot Partner (P cubed for you hipsters), I checked and there are now 12. I am now part of the super secret dirty dozen within 50 miles of Stow. I am going to have to kill you all now that you know that!

Support your FAI team (especially since Jack Buckley is on it!)

I saw in one of my RC publications that they are still selling raffle tickets to help raise money for the team to travel to the world championships later this year in Poland. Please stop by and say hello to support Jack and the rest of the team by purchasing a raffle ticket. I think you could win a trip to Top Gun in Florida. Florida and spectacular RC planes in the winter, what is not to like about that prize?

I hope everyone is making progress on their winter projects! I am still not!

"Let's be careful out there."

-Tony Davids

REMEMBER THERE IS A NEW LOCK FOR THE BILL MARTIN FIELD

On February 27th Brad Kaye, VP Millis Model Aircraft club changed the lock to the Bill Martin Field to lock #4.

If you have any problems or questions please contact Ken Antonellis at [kxa\(at\)verizon.net](mailto:kxa(at)verizon.net). or Brad Kaye at [flyn3d\(at\)yahoo.com](mailto:flyn3d(at)yahoo.com)

Treasurers Report

Report Date 03/14/08

Starting Balance 02/01/08

| | |
|-----------------------|--------------------|
| Checking | \$5,244.78 |
| Savings | 783.67 |
| Cash Box | \$25.00 |
| PayPal Acct | \$0.00 |
| CD Accounts | \$6,471.01 |
| Total Starting | \$12,524.46 |

Income

| | |
|---------------------|----------------|
| Interest - Savings | \$0.19 |
| Interest - CDs | \$17.91 |
| Total Income | \$18.10 |

Expenses

| | |
|--|-----------------|
| Goodnow Library, Check #1557 | \$40.00 |
| Town of Sudbury (Davis spring permit) | \$480.00 |
| Bank Service Charge (need to verify with bank) | \$10.00 |
| Total Expenses | \$530.00 |

Ending Balances

| | |
|-------------|------------|
| Checking | \$4,724.78 |
| Savings | \$773.86 |
| Cash Box | \$25.00 |
| PayPal Acct | \$184.93 |
| CD Accounts | \$6,488.92 |

Grand Total Ending 02/29/08

\$12,197.49

-Istvan Sleder, Treasurer



UPCOMING EVENTS



Wednesday 3/19

Winter Projects Night

Do you remember who the owner is of any of these projects? Let's see if they were able to finish them



Wednesday 4/2

495th RC Squadron

Art Alfano's Scale Show 2008

<http://www.495thsquadron.org/>

See flyer in the back!

Sunday 4/20

South Shore RC Club Auction

<http://www.ssrcc.org/>

See flyer in the back!

Sunday 4/27

NH Flying Missfits Auction

<http://www.nhflyngmisfits.org/>

See flyer in the back!

General Meeting Minutes for February 20, 2008.

Business Meeting

VP Howard Hager opened the meeting at 7:44 PM at the Verizon Labs auditorium. Howard presided over the meeting until President Tony Davids arrived.

The treasurer's report and secretary's meeting meetings were approved as written in the January newsletter.

Field Reports

No news from Medfield, but it was suggested to be under water, and will likely be under a blanket of snow the following week.

Fritz Bien was flying at Davis Field during the recent weekend, although the field was icy and frozen ruts, making for an interesting landing surface.

Membership Report

Ray Harlan reports that membership renewals are progressing well, with 71 signups to date. Time is growing short to get your \$5 discount for the early-bird March 1st signup deadline.

Board of Directors Volunteer

Editors note: Small slip, no volunteer was solicited that evening.

Old Business

February will be our last time meeting at Verizon Labs. CRRC wants to extend its thanks to Jesse Hefter and Verizon Labs for allowing us to use their facilities. Tony Davids will draft a letter of thanks to be sent to Jesse and Verizon Labs.

Tom Bauer is awaiting confirmation on his request to use an auditorium at Wellesley College

for our March meeting. Dick Williamson has reserved the community room at Sudbury's Goodnow Library for our April and May club meetings.

Tom Stammberger reported on his project to update the CRRC website, assisting webmaster Brian Rickman. Their goal is to improve the website's navigation, update existing content, and add new material. Suggestions and volunteers are welcomed.

New Business

New Keys for Medfield. Ken Antonellis reports that the lock to Bill Martin Field will be changed shortly. Ken has keys, and keys will also be available at Alex's R/C Hobby Works in Belmont. The number 7 key is out and the number 4 key is in. Swap your old key for a new one. There is a \$5 key deposit for the first key. Be prepared to show current AMA and CRRC membership IDs.

Anker Berg-Sonne reports that this year's Soar-In will be Man-On-Man format. One flyer per frequency, so register early. Fritz reports that a Man-On-Man Easy Glider practice will be scheduled the week before the Soar-In. An update from Anker: The CRRC and ESL Soar-In will be held on the 9th and 10th of August. For more information go to www.flyesl.com/contest_registration/c_detail.asp?cid=13. ESL registered members can signup on-site, otherwise contact Anker at Anker@AnkerSoft.com.

Tom Stammberger is offering to place an order for polo shirts and hats embroidered with the CRRC logo. These items were very popular last year. Watch your email in-box for further information from Tom.

Dick Williamson had a check prepared for \$480 to the Town of Sudbury to reserve Davis Field for flying days in 2008.

Solos

No solos were reported this month.

Guests

Dan Davids, brother of Tony, was a guest this evening. Dan was visiting from NY, and enjoys flying electric airplanes and small helicopters.

Raffle Winners


Raffle Meister Ken Antonellis had three prizes for this evening's raffle, including a Hobby Lobby Raptor Foamie donated by Anker Berg-Sonne.



First Prizewinner Ian Langley took home a Hot Point EP ARF.



Second prizewinner David Spielman had his choice of the Raptor or a collection of Dremel Bits, and David selected the Dremel Bits.



Third prize, a Golden Age of Flight calendar, donated by Ken's wife, Kathy, went to Warren Chafe.



Al Marshall was this evening's Cool Tool recipient for his show and tell.

Guest Speaker

VP Howard Hager introduced guest speaker Andy Argenio, AMA District I Vice President. Andy's topic for the evening was the AMA's new Park Flyer Program. Andy brings the perspective of both a long time modeler, and hobby shop owner, as owner of Brands Hobby, North Providence, RI.



“Newbies crash,” says Andy, and “if a customer doesn’t return to the store in a few weeks for replacement parts, the new purchase is likely to be in the trash, and the customer has been lost.” The AMA’s Park Flyer Program is meant to reverse the process, although the cart has been put before the horse. The hobby shop can sell a Park Flyer and AMA Park Flyer membership to a new customer, but without qualified flying sites to send the customer to and clubs ready to assist with instruction, the program will fail. But it had to start somewhere.



Park Flyers are defined as weighing less than two pounds, and flying at speeds less than 60 MPH. The lower yearly dues for Park Flyer members, \$29.95, verses \$58 for open membership, was intended to attract the new Park Pilot who may be reluctant to plunk down an equivalent amount for dues as they just spent purchasing a new model. But where is the justification for a new member to join? Without rules, accidents happen, and fields that might have been good park flyer sites get closed to future use. Accrediting a new park flyer field with rules and regulations provides structure, and makes the AMA good tenants. The

AMA needs the cooperation of the local clubs to partner with the new Park Flyer member to help the program succeed. So far, 297 Park Pilot Partners (PPPs) have signed up across the U.S., falling far short of the AMA’s predictions. PPPs are AMA members who agree to list their name via AMA’s website to offer help and instruction to the new Park Flyer. Just seventeen PPPs have signed up from our own District I.

District I Park Pilot Partners
Massachusetts:

Alan C Marshall
Anthony J davids
Brian T Rickman
Chris K Crawford
Christopher L Darpino
Ian Langley
John C Philip
Mark G Schneider
Randy L Addy
Richard M Sadeck
Stephen P Vaglica
Thomas Stammberger

Suburban sprawl continues to push available flying sites farther out into the countryside, lessening the opportunity for the general public to see model aviation in action. In years past, one might have been able to walk to the corner lot and see a model airplane in the sky. Today, flying fields are located many miles distant. The present generation of young people will miss the “wow” factor of seeing that model airplane flying in the sky. One goal of the Park Flyer Program is to promote the creation of acceptable park flyer sites locally. This will allow the new Park Flyer Pilot to fly at a local and AMA approved site, while promoting the hobby to spectators as they observe and get excited about model aviation.

Andy says that the AMA needs to do a better job marketing itself in both the print media and on television to counteract the declining trend in membership. He noted that Wal-Mart will soon begin selling Park Flyer models in their stores, and that each product will include AMA’s Park Flyer literature.

Andy quoted the following from aviation pioneer Burt Rutan, in a letter to the AMA, promoting the Park Flyer program. This letter is included in the Park Flyer Manual, which can be found on the Park Flyer section of AMA's website.

"I am often asked to give motivational talks and my favorite subject is 'inspiration for innovation'. This deals with the premise that our top science leaders stand out because of what they see as 4 to 14 year-old children. For me, the exposure to model airplane flying and model competition was critical. Then (in the 1950's) there were few hurdles in setting up a flying field – environmental issues were few and the opportunities limitless.



Today, we see numerous fields for sports like baseball, football and basketball but few for model aircraft flying. This is wrong, since there will always be more opportunities for future jobs in aviation, engineering and science than careers in sports. A few sports heroes make a lot of money but they are not the ones that will change our lives for the better." Burt Rutan.

Andy closed by asking for questions. A spirited discussion followed. One question asked by many was why the AMA kept the Park Flyer Program under wraps. He responded by saying that the AMA was involved in a potential business transaction with RCUniverse, and the Park Flyer Program was a confidential component of that discussion. However, the AMA had contacted selected members about the issue, and it also used inputs gleaned from the membership survey conducted a year or two ago. Andy added that the questions we raised during

the evening were the same issues discussed over the past two years by the AMA's upper echelon as they hammered out the details for the Park Flyer Program.

Show And Tell

Fritz Bien brought his "Apology Sport" for show and tell. This discus launch glider is a balsa version of Mark Drela's Apogee Sport, and weighs in at 96 grams, including 1.2 grams of nose weight.



Tom Stammberger displayed his Hot Point EP ARF, a raffle prize win from last April. Tom reports an all up weight of 25 ounces, and it flies beautifully at Davis.



Tom Bauer had his Hughes H1 Racer for display. The plane features built up construction, and is a work in progress. Tom plans to return with his Racer to the March Winter Project Night.



Warren Chafe showed his Buzzard Bombshell. This antique plane was a winner at the 1940 Nationals. Warren also had two baby Buzzard Bombshells. His new plane features an out-runner motor, but he has not yet had a maiden flight.



Alan Marshall had a Walkera R/C 5-5 Palm Sized Flyer. This \$89 helicopter comes complete with a 4 channel 72 MHz radio from Micro Center in Cambridge. Al says the Walkera is the most docile flyer in his helicopter fleet. Al's heli flying demonstrations are becoming a regular CRRC monthly meeting event!



Dan Murphy displayed his just finished Side Winder II from Pole Cat Aero. This discus launch glider weighs in at 10 ounces, and is awaiting its first flight.



David Beach demonstrated his Pike Perfect soft model for the RealFlight flight simulator. When David realized that RealFlight did not include a model to practice his skills for his own Pike Perfect, David decided to roll his own!

According to an email from David, "The RealFlight version of the Pike Perfect has flight modes, butterfly on the throttle stick and some other interesting features. It feels much like the Pike Perfect I fly, except it 'pulls out' of a dive test much more than the real thing. For added realism, set it up on your own transmitter in pass-thru mode. It's a great way to check out radio features." David has posted the particulars for his model on Yahoo Groups. Give it a try!

Richard Gammon showed us his model for the "Electric Vertical Takeoff Class." This plane had its beginnings as a Chrysalis from Lincoln Ross, and has a very high thrust to weight ratio that permits vertical takeoffs. The battery and motor combination are sized to last for 20 to 30 seconds, enough to gain sufficient altitude to go hunting for thermal activity.



Meeting Adjourned

- *Larry Wetmore*
Recording Secretary

NEW MEETING LOCATIONS

MARCH, APRIL & MAY 2008

After many years, and after our February 20th meeting, we will no longer be able to use the Verizon facility. We should take a moment to thank Verizon for having allowed us to use their great facilities and especially Jesse Hefter for all his efforts in helping us secure the meeting room.

The new meeting locations will be:

- **March 19:** Wellesley College Science Center, Room 277 (See map in the back)
- **April 16:** Goodnow Library, Sudbury
- **May 21:** Goodnow Library, Sudbury

INDOOR FUN FLY, FRANKLIN, MA 3/13/2008

There were over 30 pilots who participated. The Franklin High School field house is a great venue for indoor flying. The floor is rubberized. So despite some of the pilots best efforts, they were unable to put a mark in the floor. Here are a couple of photos to illustrate the size of the field house:



Notice our very own Alan Marshall is in this photo.



Six CRRC members were in attendance, Alan Marshall, Warren Chafe, Ray Harlan, Richard Gammon, Istvan Hauer and me. Here is a picture of Ray and Alan flying their counter rotating helicopters:



National and internationally renowned RC pilot John Glezellis of Millis was there with his father Peter. John was busy practicing to defend his 2007 ETOC title:

http://www.youtube.com/watch?v=kCnD3Y_I0zE

It was amazing to watch him fly. It seemed like he flew non-stop for most of the night, nearly 5 hours.

One German foamy plane of his met a tough fate later in the evening. John and his father Peter were flying at the same time. They had a mid-air which took the right wing nearly off his plane. John continued to fly it as the wing fell completely off the airplane. You could hear the ooohs and aaahs as he continued to fly. The place became quiet as John flew the plane for another several minutes until the battery dumped. The flight from that point on was mostly on knife edge with the remaining wing pointed upward. He flew a damaged plane better than most of us could fly a normally functioning plane! Here John is flying it as all of us watched in amazement.



John and his father also had a prototype of a foamy bi-plane of their own design that will be produced in the future. They used a Dremel with a router type attachment to lighten surfaces when they created their first prototypes. The plane looks like it is covered in the picture, but that is the areas that were they lightened it:



There were lots of counter rotating helicopters. There were also a bunch of T-Rex 450's, Blade 400's and one Hirobo Lepton which was the largest helicopter in attendance.

Raja Bortcosh, the organizer of the event, had his T-Rex SE 450 V1. His T-Rex is a standard setup except for the night lights. Here is a picture of it with its night lighting turned on.

Raja suggests dual controllers for the lights in case one fails. Good idea! He also has night blades and canopy that he didn't bring. The lighting adds about 4 ounces.



Raja is meticulous about his helicopters and maintenance. He puts a white paper sticker that

covers the entire side of his Lipo batteries. Each time he flies and thus runs down the battery, a dot is put on the white paper label with a pen. This gives him a count as to the number of flights he has on each battery. There is also a label on the side with the purchase date.

Raja generally sees degradation (lower head speeds due to lower voltage under load) around 50 flights. He said his best packs have lasted a little over 100 flights. Sometimes packs will degrade on him well before 50 flights. Thunder Power has sent him new packs for free when this occurs. This is consistent with the good customer service that I have heard about regarding Thunder Power.

He keeps his flights to 7 minutes and 20 seconds. I believe he is adhering to the practice in which you discharge only 80% of the milliamp hour capacity of the battery. He does not fly 3D but does smooth flips, rolls and other aerobatics.

Raja had also switched from the Futaba GY-401 gyro to the JR 770. He said it gives you uniform pirouette rates when in forward flight. The 401 would have slower pirouette on the upwind portion than the downwind version. I noticed that (yeah right). How about you guys? You probably need a good fast digital servo also on the tail rotor.

For those of you who enjoy carnage and mayhem, there was plenty. At times there were too many planes and helicopters in the air to count. There were quite a few crashes and mid-air. I also got hit in the back of the leg with a slow flyer when I wasn't looking (didn't hurt). There were also calm times when there were only one or two people in the air.

The next event is projected to be in two to three weeks putting it around the first of April. I hope to be there. I think I might join the carnage, err, I mean flying next time. It was fun to be there as a spectator. I also learned a lot by speaking to the combatants, err, I mean participants.

- **Tony Davids / President**

NEW WEBSITE PROJECT



As you all know, Brian Rickman and I initiated the project to update the club's website. In general the objectives are to give it a face lift, become a knowledge bank, and promote a virtual community.

This project is a major undertaking so any help we can obtain will be greatly appreciated. There are several phases and steps that we will need to be completed.

The first and most important phase is the definition of the requirements. Brian and I have already tossed a few ideas around. However those were our ideas; what about the thoughts and ideas from rest of the club members? What would they like to see? How do they envision a new website?

To answer those questions we launched an online survey. In total we received 26 responses. In addition to ideas and thoughts surrounding the look & feel, and features of the website, we were also able to capture additional information such as internet use, CRRC field use, frequency use and more. Here is a summary from the information we have gathered.

| 1. From where do you mainly access the CRRC website? (Select all that apply) | | | Response Percent | Response Count |
|--|-------------|--|------------------|----------------|
| Home | <div></div> | | 95.2% | 20 |
| Work | <div></div> | | 38.1% | 8 |
| Internet Cafee | <div></div> | | 0.0% | 0 |
| Friend's computer | <div></div> | | 9.5% | 2 |

| 4. Form home, how do you connect to the internet? (Select one) | | | Response Percent | Response Count |
|--|-------------|--|------------------|----------------|
| Phone Modem | <div></div> | | 0.0% | 0 |
| DSL | <div></div> | | 20.0% | 4 |
| Cable Modem | <div></div> | | 80.0% | 16 |
| I do not have a computer at home | <div></div> | | 0.0% | 0 |








| 1. On a scale form 1 - 5 how would you rate the following on the CRRC website? | | | | | | | |
|--|--------------------------------------|----|----------------------------|---|-------------------------|----------------|----------------|
| | It is a great page, do not change it | | Could use some improvement | | Needs major improvement | Rating Average | Response Count |
| Overall navigation | 1 | 6 | 8 | 3 | | 2.72 | 18 |
| Home page | 3 | 4 | 7 | 1 | 2 | 2.71 | 17 |
| Join CRRC page | 1 | 8 | 3 | 2 | | 2.43 | 14 |
| CRRC Calendar | 1 | 11 | 4 | 2 | | 2.39 | 18 |
| Getting Started page | 1 | 5 | 6 | 1 | | 2.54 | 13 |
| Forecast page | 1 | 4 | 6 | 1 | | 2.58 | 12 |
| Search page | 2 | 3 | 5 | | 1 | 2.55 | 11 |
| Contact Us page | 2 | 7 | 4 | | | 2.15 | 13 |
| What's New page | 3 | 4 | 5 | 1 | | 2.31 | 13 |
| Articles & Tips Index | 3 | 8 | 4 | 1 | | 2.19 | 16 |
| Article pages | 3 | 8 | 4 | | | 2.07 | 15 |
| Crrc Email List page | 3 | 5 | 4 | | | 2.08 | 12 |
| Flying Sites page | 2 | 11 | 2 | 1 | | 2.13 | 16 |
| Instructor program page | 1 | 9 | 2 | | | 2.08 | 12 |
| Links page | 2 | 3 | 6 | 1 | 2 | 2.86 | 14 |
| Picture Gallery page | 3 | 6 | 4 | | 2 | 2.47 | 15 |
| Weather page | 2 | 3 | 6 | | 2 | 2.77 | 13 |
| Getting started page | 1 | 3 | 7 | | 1 | 2.75 | 12 |
| Search page | 2 | 4 | 4 | | 2 | 2.67 | 12 |
| Registration page | 2 | 5 | 4 | | | 2.18 | 11 |

| 2. How often do you use the following embedded functionality? | | | | | | | |
|---|-------|---|-----------|---|-------------|----------------|----------------|
| | Never | | Sometimes | | Continously | Rating Average | Response Count |
| Calendar | | 3 | 13 | 2 | 1 | 3.05 | 19 |
| Picture Gallery | 1 | 7 | 8 | 1 | 1 | 2.67 | 18 |
| PayPal | 11 | 7 | 1 | | | 1.47 | 19 |
| YahooGroups | 2 | 1 | 5 | 7 | 4 | 3.53 | 19 |

| 3. List the 5 most important areas that you would like to see improved on the CRRC website? | | | |
|---|--|---------------------------------|------------|
| Priority 1 | Priority 2 | Priority 3 | Priority 4 |
| Tips & Construction Articles | Less verbose on Home Page | look and feel of the whole site | Photos |
| Larger Font | index | Easier to Navigate | |
| update links | Make it look currently updated | pictures | |
| More technique articles, or links to such articles | links | Relevant links | |
| front page | distinguish between building and flying | Cleaner navigation | |
| Up to date info on accessibility of Davis field | Best weather connection with air sports link | look and feel of the whole site | |
| Updated info on the deer island slope site with best wind directions | beginners pages (all types) | Easier to Navigate | |
| Make it look more up to date to not turn people off | Update the calendar | | |
| weather | weather | | |
| more information for relative novices | more information for relative novices | | |

4. Are there any website form other clubs, online RC stores, etc. that you like in terms of the look & feel and navigation?

| |
|---|
| hobby-lobby.com (think e-commerce!!) |
| Tower Hobbies |
| http://www.usairnet.com/cgi-bin/launch/code.cgi |
| http://www.rcpropbusters.com/ |

| 1. What online RC Forums do you visit? (Select all that apply) | | | Response Percent | Response Count |
|--|--|--|------------------|----------------|
| RC Groups |  | | 82.4% | 14 |
| RC Universe |  | | 35.3% | 6 |
| WattFlyer |  | | 11.8% | 2 |
| RunRyder |  | | 5.9% | 1 |
| HobbyTalk | | | 0.0% | 0 |
| RC-Tek |  | | 5.9% | 1 |
| RCTech |  | | 5.9% | 1 |
| RC-Sailing |  | | 5.9% | 1 |
| Helifever | | | 0.0% | 0 |

Other sites: Helifreaks RC Scale Builder, flying giants profile brotherhood

| 2. If we had the possibility to include the following features on the new CRRC website, how would you rate them: | | | | | | | |
|--|-------------------|---|--------------|---|-----------|----------------|----------------|
| | I will not use it | | Nice to have | | Must have | Rating Average | Response Count |
| Discussion forums | 5 | 4 | 6 | 2 | 1 | 2.44 | 18 |
| Personal blogs | 5 | 7 | 5 | | | 2 | 17 |
| videos | 1 | 2 | 6 | 6 | 2 | 3.35 | 17 |
| Embedded event videos | | 3 | 9 | 4 | 1 | 3.18 | 17 |
| renewal | 1 | | 9 | 3 | 5 | 3.61 | 18 |
| information | | 2 | 6 | 6 | 4 | 3.67 | 18 |











3. What other sections or features would you like to see on the CRRC website?











- Design plans Construction ideas
- Proposed new competition RC class
- Java based flight simulator!!!! all the CRRCSIM code is available! practice online!!!
- Link to RC Soaring Digest, Link to discussion groups
- I'd be interested in knowing what the purpose of the web-site is considered to be. Who is the primary audience - is it the members or a general forum? A "marketing tool" was mentioned - to whom? If it's to attract spectators then pictures and short clips that get attention are a must. Link driven rather than text driven content.
- Online membership renewal would be great! And a discussion board to replace the Yahoo! group would be fantastic, too.








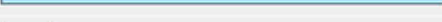


4. Anything that you can think of that we may have forgotten?

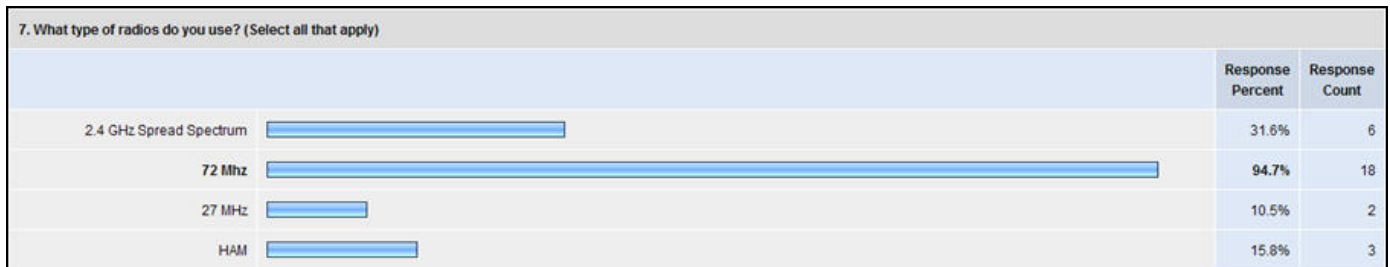
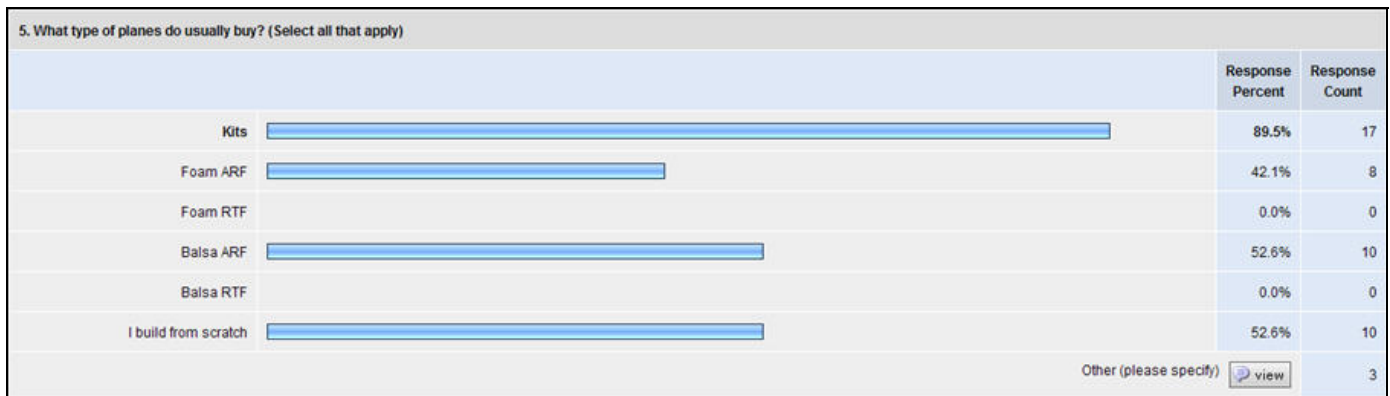
- timely satellite images of the flying sites, maps of the cape with flying sites and wind directions, people's BIOs, history of the last few years and people's achievements
- The key is to not turn people off. Newcomers must see our Web site as up to date and very active.
- I'm new to RC and to the club and struggling to mount the learning curve. Right now I have to work pretty hard at it. Anything to make it easier would be a big help.
- The first two entries above are covered in the members Yahoo group.

| 6. Where do usually fly? | | | | | | | |
|--------------------------|-------|---|-----------|---|------------------|----------------|----------------|
| | Never | | Sometimes | | Most of the time | Rating Average | Response Count |
| Davis Field | | 4 | 4 | 2 | 9 | 3.84 | 19 |
| Bill Martin | 5 | 2 | 6 | 1 | 1 | 2.4 | 15 |
| Dear Island | 6 | 3 | 4 | | | 1.85 | 13 |
| The Cape | 4 | 2 | 5 | | | 2.09 | 11 |
| Other clubs fields | 6 | 2 | 3 | | 2 | 2.23 | 13 |
| My Backyard | 5 | 3 | 3 | | | 1.82 | 11 |
| Local parks | 3 | 2 | 5 | 1 | 1 | 2.58 | 12 |
| Local sport fields | 2 | 2 | 8 | | 1 | 2.69 | 13 |
| Indoor | 5 | 7 | | | | 1.58 | 12 |

| 2. How many years have you been flying RC airplanes? | | | Response Percent | Response Count |
|--|---|--|------------------|----------------|
| Less than a year |  | | 5.3% | 1 |
| 1 |  | | 5.3% | 1 |
| 2 |  | | 5.3% | 1 |
| 3 |  | | 5.3% | 1 |
| 4 |  | | 10.5% | 2 |
| 5 |  | | 5.3% | 1 |
| 6-10 |  | | 10.5% | 2 |
| 11-15 |  | | 10.5% | 2 |
| 16-20 |  | | 10.5% | 2 |
| More than 20 |  | | 31.6% | 6 |

| 3. How long have you been with CRRC? | | | Response Percent | Response Count |
|--------------------------------------|---|--|------------------|----------------|
| Less than a year |  | | 5.3% | 1 |
| 1 |  | | 5.3% | 1 |
| 2 |  | | 10.5% | 2 |
| 3 |  | | 10.5% | 2 |
| 4 |  | | 5.3% | 1 |
| 5 |  | | 5.3% | 1 |
| 6-10 |  | | 26.3% | 5 |
| 11-15 |  | | 15.8% | 3 |
| 16-20 |  | | 5.3% | 1 |
| More than 20 |  | | 10.5% | 2 |

| 4. What type of aircraft do you fly? | | | Response Percent | Response Count |
|--------------------------------------|--|--|------------------|----------------|
| Hand-launch gliders |  | | 52.6% | 10 |
| Large gliders |  | | 57.9% | 11 |
| Electric gliders |  | | 52.6% | 10 |
| Slope gliders |  | | 47.4% | 9 |
| Micro electric planes |  | | 15.8% | 3 |
| Electric parkflyers |  | | 78.9% | 15 |
| Large electric |  | | 15.8% | 3 |
| Fuel powered |  | | 47.4% | 9 |
| Electric Helicopters |  | | 5.3% | 1 |
| Fuel Helicopters | | | 0.0% | 0 |
| Indoor micro planes |  | | 21.1% | 4 |



In addition to the survey we also received several emails from members. Here are their ideas and thoughts. Herb Gliik wrote:

“After last night's park flyer discussion, I want to add more than the check marks I made on the survey. In the few months since I joined CRRC, I've become aware of just how much I don't know and never suspected I didn't know when I got back to building model planes in the fall. I didn't even know that the plane I'm now building is a park flyer until Alan Marshall told me so last night. If, like the AMA, the club wants to grow with the addition of newcomers to the hobby, I think it would be worthwhile for the web site to offer a local newcomers' guide to what it's all about - helpful reference material that is available at a keystroke (even if simply reference to other helpful web sites). I've found the club's practice of offering building and flying assistance to newcomers very welcome, but there has to be a limit to how much I can pester the "teachers" to help me up the learning curve. Listening to others' conversations at the few meetings I've attended exposes me to the complexities of RC modeling; but it can be considered educational in only the broadest sense. I wonder if the distinction between AMA open membership and park flyer membership isn't less significant than the distinction between accomplished modeler and novice.”

Anker Berg-Sonne wrote:

“ The CRRC web site is so popular because of the great content. I strongly recommend putting substance over form. It would be nice to have a slicker web site, but if we compromise content on that alter I would prefer not going there. Keep adding great content. The articles suggested and discussed are a great idea and I will be happy to author one on park flyers.

Navigation and searching could be easier. I have several times found myself hunting around the web site looking for contest that I know is there, but having difficulty finding it.

The discussion here has already been great and where there is content elsewhere we should link to it, including RCGroups threads.”

Al Koury wrote:

“I spoke to Tom the other day and essentially said the same thing as Anker - content is king! If we can clean up the site's navigation a little, that would go a long way in making the site a lot better than it already is. Also, there are a lot of incredibly knowledgeable people in the club, and it would be great if we could get some volunteers to put up some more articles/plans. .. please? ;-)

As far as new features go, I like Tom's idea of presenting articles in a wiki-style interface that club members can edit ourselves. That way the responsibility of uploading and updating articles doesn't fall on a single person's shoulders. Another advantage of having an articles wiki would be that (unlike the blog format) it would centralize all the articles and plans for easy access... There are a number of open-source wiki packages (PHPWiki, pmWiki, XWiki, et cetera) for you guys to look at.

I'm also a big supporter of moving this Yahoo! Email list to a threaded discussion forum. I've done some research on this for work, and ended up settling for Simple Machines Forum (an open-source, PHP/MySQL-based discussion forum package). So far I LOVE IT! It's very powerful, yet easy to install, set up and administer; and it can run on either Apache or IIS (or any webserver that supports PHP and MySQL, for that matter). It also has an active community of developers creating add-on packages for it to support cool extra features. And it's free, of course.

An online membership application/ renewal form would be great to have, too... The wish-list can get long really fast!

Anyway, these are all features that can be added to the site once the main re-design has taken place. You guys have your work cut out for you! For what it's worth, if you guys need any help in the HTML/CSS/PHP/ MySQL arena, let me know.”

The feedback has been great. Overall the key points to consider are making sure the great articles and information continues to be available; Navigation and look and fell should be improved; and it would be great to include newer technologies for threaded discussion boards, ability to display pictures, articles and more.

Brian and I will now evaluate all the information. We will expand the team to include those that offered to volunteer. There is still time to volunteer if you would like to become part of the team.

Our next step is to prepare and present a proposal at our April meeting.

- **Tom Stammberger / Editor**

CRRC BUILDING AND FLIGHT INSTRUCTORS

To start your flight instruction; call Brian Rickman, the chief instructor and he will match you with one club instructors. Our instructors are qualified and willing AMA pilots and fellow club members.

See <http://www.charlesriverrc.org> for directions to the flying fields. If you have any questions about the construction of your airplane, or want to have an experienced pilot pre-flight check your airplane before heading to the flying field, then call Brian or any of the building instructors.

INSTRUCTOR CONTACTS

Chief Instructor:

Brian Rickman

[webmaster\(at\)charlesriverrc.org](mailto:webmaster(at)charlesriverrc.org)

774-249-2494

Power planes are flown only at the Bill Martin Flying Field in Medfield.

POWER:

Jeremy Harkin Waltham 781-894-6683

Jon Leehey Wayland 508 358 5721

Ruane Crummett Wayland 508-655-2234

ELECTRICS:

Bruce Schneider Hudson 978-562-9900

Fritz Bien Concord 978-369-1720

Lincoln Ross Waltham 781-891-0332

Dick Williamson Sudbury 978 443-8549

Tom Bauer Wellesley 781-235-7344

Sailplanes and Electrics can be flown at the Davis Farm Field on Rte. 117 in Sudbury.

SOARING:

Dick Williamson Sudbury 978 443-8549

Dave Walter Hudson 978-562-5400

Bruce Schneider Hudson 978-562-9900

Fritz Bien Concord 978-369-1720

John Nilsson Clinton 508-368-7136

Ken Antonellis Natick 508-653-8369

Tom Bauer Wellesley 781-235-7344

HELICOPTERS:

Tony Davids Stow 978-568-9598

BUILDING:

Fritz Bien Concord 978-369-1720

John Weigel Natick 508-653-3560

Derrick Veliz Acton 978-266-1739

Dick Williamson Sudbury 978-443-8549

Tom Bauer Wellesley 781-235-7344

TREE CLIMBERS, KEYS, MEMBERSHIP & BOARD MEETING

TREE CLIMBERS

Tony Morais

A1 Tree Services-Framingham, MA
508-626-0088 or 800-657-7788

Kenny Greeno

*Cell Phone: 617-201-5300

Office Phone: 617-661-8591

Paul Harrington

(508) 376-2573 [Medfield Area]

Scott

774-286-1190 [Marlborough]

Adam's Tree Service

617-592-5935

*Highly recommended

Keys to the Bill Martin Field

To get a Key for Bill Martin Field in Medfield please email Ken Antonellis at [kxa\(at\)verizon.net](mailto:kxa(at)verizon.net). Ken is the key-master. He will send out

instructions as soon as he hears from you. A \$5 deposit is required the first time you receive a key.

Alex of Alex's RC in Belmont also has keys. Show him a club badge to get the key.

MEMBERSHIP

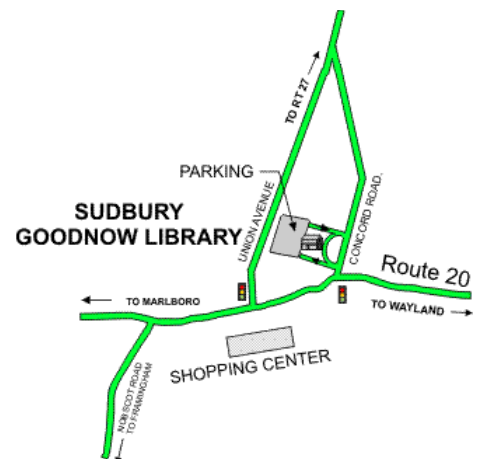
Here are the updated CRRC membership figures. The table summarizes the membership status from 1999 through current month, 2008.

| Year | Renewals | New Members | Peak Totals |
|------|----------|-------------|-------------|
| 1999 | | | 135 |
| 2000 | 112 | 62 | 174 |
| 2001 | 124 | 50 | 174 |
| 2002 | 138 | 58 | 196 |
| 2003 | 156 | 40 | 196 |
| 2004 | 153 | 42 | 195 |
| 2005 | 144 | 20 | 164 |
| 2006 | 124 | 26 | 150 |
| 2007 | 132 | 32 | 164 |
| 2008 | 49 | 7 | 51 |

-Ray Harlan

MARCH DIRECTORS MEETING

The next directors meeting will be, Tuesday, March 25th at 7:30 PM, at the Sudbury Goodnow Library. All club members are invited to attend. Please volunteer to attend at the next club meeting.





THE CHARLES RIVER RADIO CONTROLLERS, INC

2008 MEMBERSHIP APPLICATION

AMA Charter 339

Name _____ AMA No. _____

Street _____ Birth Date (AMA req'd) _____

Town _____ State _____ Zip _____ Tel. () _____ - _____

E-mail _____

To receive membership card and field pass, bring this application to a club meeting, or mail to the membership secretary (address below). You can pay by check or use PayPal. (PayPal to [membership\(at\)charlesriverrc.org](mailto:membership(at)charlesriverrc.org))

Make Checks Payable to:
Charles River RC

| MEMBERSHIP CATAGORY | Rates until March 1, 2008 | Rates After March 1, 2008 |
|--|---------------------------|---------------------------|
| <input type="checkbox"/> OPEN Member | \$40.00 | \$45.00 |
| <input type="checkbox"/> JUNIOR member, (under 19 before 7-1) | \$1.00 | \$1.00 |
| <input type="checkbox"/> SENIOR member, (if age 60 before 7-1) | \$30.00 | \$35.00 |
| <input type="checkbox"/> SENIOR member, (if age 75 before 7-1) | Free if AMA member | Free if AMA member |
| <input type="checkbox"/> Full time STUDENT | \$20.00 | \$25.00 |
| <input type="checkbox"/> Family member additional to OPEN membership | \$20.00 | \$25.00 |

SAVE \$5 - EARLY BIRD DUES RATES ARE LISTED

Ray Harlan
Membership Secretary CRRC
15 Happy Hollow Road
Wayland, MA 01778
508-358-4013
E-mail: [membership\(at\)charlesriverrc.org](mailto:membership(at)charlesriverrc.org)

- ☐ I DO NOT want my address to appear in the club phone book

You must be an AMA member in order to receive your CRRC membership card.

To receive your newsletter by US mail, please contact Ray Harlan, Membership Secretary at the next meeting. See the newsletter cover sheet for additional contact information.

Help reduce operating costs by receiving your newsletter on line. CRRC pays roughly \$10 per year for each mailed newsletter subscription

CRRC MONTHLY CLUB MEETING – MARCH 19, 2008

Guests are welcome!

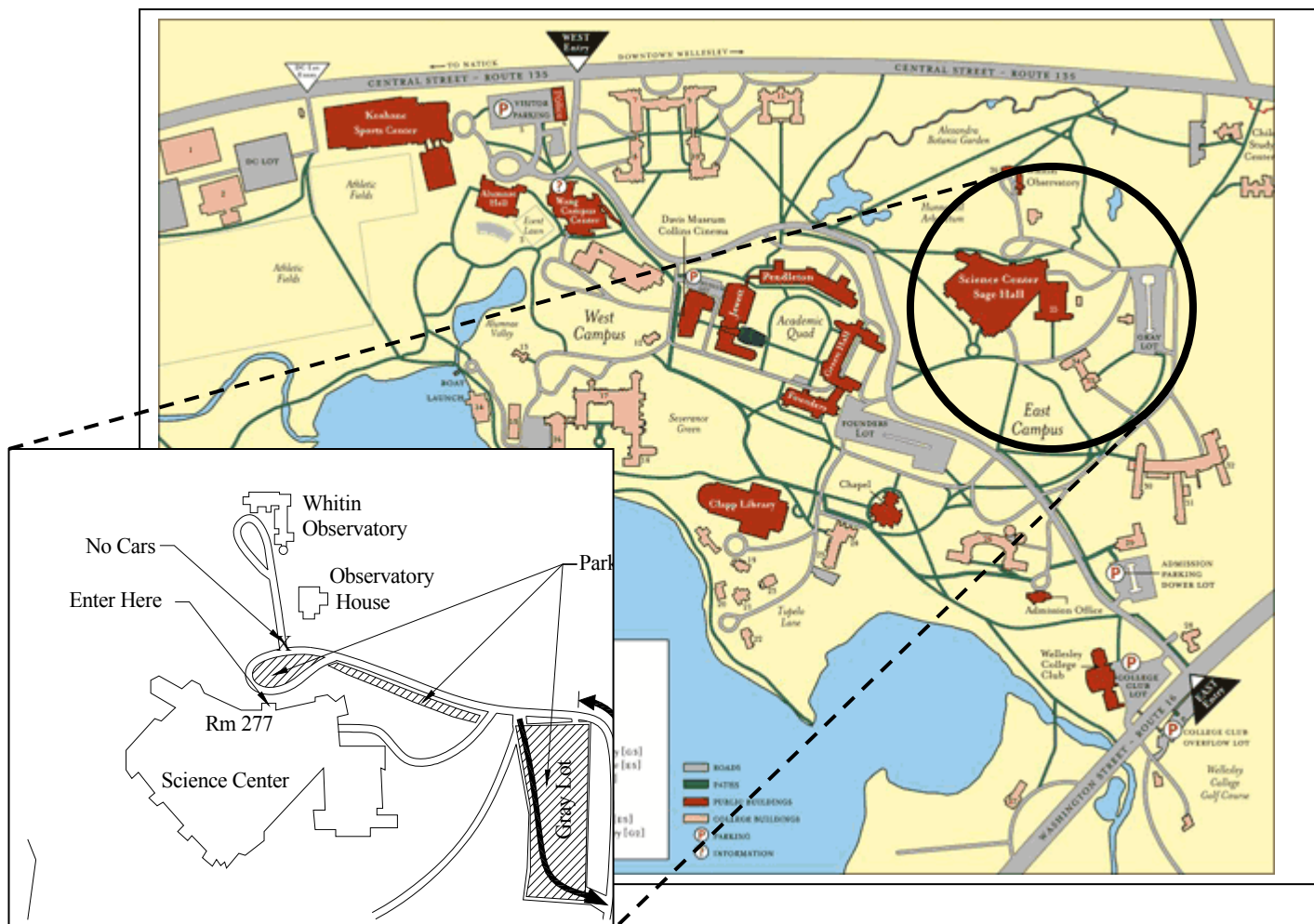
When: Every 3rd Wednesday of the month

Note: Check for the meeting announcement in our monthly Newsletter.

Time: 7:30 p.m.

Where: Wellesley College Science Center
106 Central St.
Wellesley, MA 02481

Directions: Wellesley College is situated between Washington Street (Route 16) and Central Street (Route 135) to the west of the center of Wellesley, MA. More Info at:
<http://www.wellesley.edu/Admin/travel.html> , <http://www.wellesley.edu/CampusMaps/>



Thomas Stammberger
Newsletter Editor
Newsletter(at)charlesriverrc.org
(617) 501-7403

Our thank you goes out to Tom Bauer for securing the facility for this month's meeting and for providing the detailed map of the parking layout.

Tom Stammberger / Editor

ANNOUNCING

Art Alfano's 19th Annual Scale Show

A static display of radio controlled
scale aircraft

Wednesday April 2nd, 2008 @ 5PM

COME AND MEET THE CRAFTSMEN
WHO BUILD THESE EXQUISITE MODELS

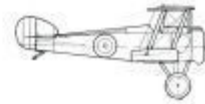
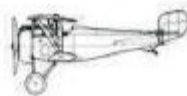
Raffle and refreshments

CONGREGATIONAL CHURCH - TEWKSBURY CENTER, NEXT TO BANK of AMERICA

RT495 Exit 38 South or Rt93 Exit 42 Dascomb Rd/East St to Tewks. Center

Sponsored by the 495th R/C Squadron

Contact Art Alfano at 978 851 9829



South Shore Radio Control Club's
Grand Spring Auction

Sunday April 20, 2008

Vets Club, Route 18, Bridgewater, MA

Items sold on a First-in, First-Out basis

Doors open for sellers at 11:00 AM.

General Public admitted at Noon.

Auction starts at 1:00 PM

50/50 Raffle



**Modeltech
Formula 3D ARF
Raffle!**

General Admission: \$3

Sellers Fee: 10%

Sellers tables available for \$15.

(\$30 Cap on all table items)

Food and Beverages available on site

Directions:

From Rt. 24:

1. Take Route 24 to Exit 15 - Route 104. Take 104E towards Bridgewater.
2. Follow Rt. 104E about 3 miles to a "T" Intersection. Turn Right on South St.
3. Go ¼ mile to a school on your left. Just past the school, turn Left on to Cottage Street.
4. Near the end of Cottage Street (about 1 block) turn right, into the Vets Club parking lot.

From Rt. 495:

1. Take Exit 6/Route 44 towards Middleboro.
2. About ¼ mile off the exit, you will come in to the Middleboro Rotary.
3. Go ¾ of the way around the rotary. Look for a sign that says Route 18 & 28 - Bridgewater & Brockton.
4. Follow 18 & 28 North for about 5½ miles.
5. Vets Club is on the left, on the corner of Cottage Street, about ½ mile before the green in Bridgewater Center.

**For More Information, contact Chief Auctioneer Leo Coffey at 508-746-4128
or Bob Mandeville, SSRCC Treasurer at n1edm@comcast.net**

**THE NEW HAMPSHIRE FLYING MISFITS
WANT YOU TO ATTEND OUR...**



AUCTION

★ **2008** ★

SUNDAY, APRIL 27TH
NO ENTRANCE FEE!

TIME:
DISPLAY - 11 AM
AUCTION - NOON TIL 5

PLACE:
156 EATON HILL RD.
Auburn, NH

INSIDE HANGAR, FOLLOW THE SIGNS



- 10% Commission on Sales
No Buy Back Fee
- Open to the Public
- Display & Raffle
- Great Food Concession
- Call Jim Sarette for info at 603
623-2304
- Website is
<http://www.nhflyngmisfits.org>

