



AMA CHARTER 339

June 2008

VOLUME 45 NUMBER 6

## 2008 CRRC OFFICERS

PRESIDENT

**Tony Davids**

**978-568-9598**

[president\(at\)charlesriverrc.org](mailto:president(at)charlesriverrc.org)

VICE –PRESIDENT

**Howard Hager**

**787-587-0375**

[Vicepresident\(at\)charlesriverrc.org](mailto:Vicepresident(at)charlesriverrc.org)

MEMBERSHIP SECRETARY

**Ray Harlan**

**508-358-4013**

[membership\(at\)charlesriverrc.org](mailto:membership(at)charlesriverrc.org)

RECORDING SECRETARY

**Larry Wetmore**

**781-449-5358**

[secretary\(at\)charlesriverrc.org](mailto:secretary(at)charlesriverrc.org)

TREASURER

**Istvan Sleder**

**978-667-1417**

[treasurer\(at\)charlesriverrc.org](mailto:treasurer(at)charlesriverrc.org)

NEWSLETTER EDITOR

**Thomas Stammberger**

**617-501-7403**

[newsletter\(at\)charlesriverrc.org](mailto:newsletter(at)charlesriverrc.org)

RAFFLE CHAIRMAN

**Ken Antonellis**

**508-653-8369**

[xofficio\(at\)charlesriverrc.org](mailto:xofficio(at)charlesriverrc.org)

WEBMASTER / SAFETY  
OFFICER

**Brian Rickman**

**774-249-2494**

[webmaster\(at\)charlesriverrc.org](mailto:webmaster(at)charlesriverrc.org)

## GENERAL MEETING

Wednesday  
June 18<sup>th</sup>  
7:30 PM

This month's Club Meeting  
will be held at the **Bill Martin  
Field in Medfield, MA**  
Gate opens at 6 p.m. Guests  
are welcome

**COME FLY WITH US**



## Table of Contents

Presidents letter .....	2
Treasurers report .....	3
February General Meeting Notes .....	4
School Project .....	10
Transitioning to EDFs .....	12
Upcoming Events .....	13
General Information .....	14
2008 CRRC Membership Application .....	15
Map & Directions! .....	16

## IN JULY'S NEWSLETTER

**Open House 2008 at  
Collings Foundation**



---

## President's Letter

---



### Collings Foundation Fun Fly June 14 – 15

The Collings Foundation Open House was a good time. The T-6 was impressive to watch and LOUD. They told me that attendance was up on both days from last year. Thanks to Tom Stammberger for his assistance with this event.

### School Projects

I had a lot of fun working with the Christa McAuliffe Regional Charter Public School. Things are a lot different than when I went to school. I wasn't used to seeing the teacher in a t-shirt! We should do more of these.

### Want to be a movie star?

I have no updates as to shooting by Paramount at the old Medfield State Hospital for the 2009 movie with Leonardo DiCaprio. The Millis club gets short notice. I will forward the notice to the CRRC Yahoo email list as soon as I get it. They have been requesting that we not fly gas models when they are shooting. The restriction exists when they are shooting outside on overcast days.

### XFC Web coverage from June 14 & 15

The following links is where you can see a little coverage of the XFC. Massachusetts' own John Glezellis participated. They don't have the results posted as of Monday, June 16<sup>th</sup>.

<http://www.futaba-rc.com/xfc-rc/index.html>

<http://tinyurl.com/3ecn4s>

<http://tinyurl.com/5xnmjf>

### Ernie Huber Memorial Helicopter Fun Fly, June 21 & 22, Crowe Island

The helicopter pilots here in the northeast are some of the best I have seen. I have been to heli fun flies in other parts of the country to compare. Adam Tashjian is going to be there with his scale helicopters that you have seen at our monthly meetings. Adam might bring his turbine. I think there is another gentleman bringing his turbine also! They have had a full size Robinson R-22 there in the past on Saturday giving rides.

Definitely stop by this event. Here is a thread started by the contest director,

<http://runryder.com/helicopter/t387231p1/>. I think this is at least the 12<sup>th</sup> annual for this event.



### AMA District I Sponsored Electric Fly In and Air Show, June 21 & 22

\$5000 worth in RC equipment raffled off last year! Bloomfield, CT (C) AMA District I Sponsored Electric Fly In and Air Show. Site: Club Field. Gerald Knoblauch CD, 121 Hoskins

Simsbury CT 06070 PH: 860-658-1538 email: mrmodelairplane@sbcglobal.net. Directions: I-91 take exit 36 turn west onto Park Ave, proceed through 4 traffic signals. At sharp left stay straight onto Wintonbury Ave follow to Seabury Retirement. Visit [www.flywfr.org](http://www.flywfr.org). For additional info: Tim Adams PH: 860-651-3262. Sponsor: WINTONBURY FLYING CLUB

**New England Scale Fly In, June 21 & 22 Gardner, MA (AA)** New England Scale Fly In for 511, 512, 513(JSO). Site: Gardner Airport. James Sbrogna CD, 11 Benedict Road Worcester MA 01604 PH: 508-328-5973 email: jasbrogna@yahoo.com. Sponsor: CMRCM INC

**Light Wings Fly-in, South Shore Radio Controllers Club, June 22 9 AM**  
<http://www.ssrcc.org/lightwings.php>  
 The "Light Wings Fly-In" has become one of the area's most unique Electrify! Come enjoy a relaxed day of flying for all Electrics, Old Timers, Gliders and "Light Wing" Loaded Aircraft. If you have a glider, bring your own winch or hi-start.

**Burlington RC Summer Fly-in and BBQ June 29, 10 AM – 2 PM**  
 One of the Burlington club members stopped by at the Collings Foundation and told me about this event. You can watch Mitch and Jack Buckley fly. Don't we know those guys? ☺ They have BBQ food available for purchase. Raffles, introductory lessons ... <http://www.burlington-rc.com/flyin2008.html>

**Millis Model Aircraft Club meeting is at the Bill Martin Field (Medfield), June 24**

**AMA District 1 Sponsored Fun-Fly & Air Show, July 19 & 20**  
 At the University of Rhode Island Balloon Festival. URI Athletic fields off Route 138 in Kingston, RI. Festival Information at Wakefield Rotary Club web site, [www.wakefielddri.clubwizard.com](http://www.wakefielddri.clubwizard.com)

**New England Jet Rally, August 15 – 17**  
 Templeton, MA (C) New England Jet Rally. Site: Gardner Municipal Airport. Keith Swenson Sr CD, 18 Christmas Tree Dr, Ashburnham, MA 01430 PH: 978-827-4402 e-mail: keith@nerdcenter.net. Visit [www.wachusettsbarnstormers.com](http://www.wachusettsbarnstormers.com). Sponsor: WACHUSETTS BARNSTORMERS

Check [www.amadistrict1.com](http://www.amadistrict1.com) for other events!

**“Let’s be careful out there.”**  
*-Tony Davids*

## ***Treasurers Report***

**Report Date 06/09/08**

**Starting Balance 05/01/08**

Checking	\$5,761.78
Cash Box	\$25.00
PayPal Acct	\$43.39
CD Accounts	\$6,521.81
<b>Total Starting</b>	<b>\$12,351.98</b>

**Income**

Interest - CDs	\$15.61
Transfer from PayPal Acct	\$43.39
Membership dues	\$455.00
Raffle Income	\$69.00
Key fee	\$5.00
<b>Total Income</b>	<b>\$588.00</b>

**Expenses**

Meeting Room reservation fall, Check #1564	\$345.00
Website, domain name registration, Check #1567	\$112.00
Bill Martin field maintenance, Check #1568	\$198.69
2 Battery packs for electric trainer, Check #1569	\$45.36
<b>Total Expenses</b>	<b>\$701.05</b>

**Ending Balances**

Checking	\$5,633.12
Cash Box	\$25.00
PayPal Acct	\$131.15
CD Accounts	\$6,537.42

**Grand Total Ending 05/31/08**

**\$12,326.69**

*-Istvan Sleder, Treasurer*






# **MAY GENERAL MEETING MINUTES**



## **General Meeting Minutes for May 21, 2008.**

### **Business Meeting**

The meeting was called to order by Vice President Howard Hager at 7:48 PM, at the Goodnow Library, Sudbury, MA.



The treasurer's report and secretary's meeting minutes were approved as written in the April newsletter.

### **Field Reports**

Davis Field is in fine shape. Al Marshall tells of the "noon balloon" during a recent Sunday visit to Davis, where "everything was going up." The Sudbury Youth Soccer League is nearing the end of its playing season, so there will be additional flying opportunities at Davis.

The grass seed planted at Medfield did not take hold, resulting in lots of bare patches.

### **Membership Report**

Membership chair Ray Harlan reports that 102 members are now on the roster. It was noted that membership renewals usually accelerate as the contest season approaches.

### **Board of Directors Volunteer**

Tom Bauer and Alan Marshall volunteered to attend the Board of Directors meeting as members at large.

### **Old Business**

- Tony Davids (via email) reminds us of the upcoming Collings Foundation Fun Fly on June 14-15.
- CRRC and Crow Island clubs (Class C – Restricted)
- Sanction sent in on 5/13 (Tony D. CD)
- Most likely Friday night setup and runway mowing. Contact Tony D. – could use help raking grass clippings. (Jon L., Ken A. and Tony D. were pretty tired!)
- Supplies needed: Tables, Easy ups, PA, Walkie talkies (Tony), Brochures, Cones for pilot stations (Tony), Badges (Tony)
- Stearman flights will be restricted to 30 minutes or greater this year on Saturday and Sunday. This will make for more convenient RC flying.
- AT-6 flights are also available (one hour)
- [www.collingsfoundations.org](http://www.collingsfoundations.org)

### **New Business**

CRRC General meetings for June, July, and August will be "at the field." June's meeting will be at Medfield, followed by July and August meetings at Davis. The September meeting will be back to Sudbury's Goodnow Library, on September 10, the 2nd Wednesday of the month. (Note the date change.)

Dick Williamson reported on CRRC members who have been mentoring seventh graders at Framingham's Christa McAuliffe Charter School. Dick, along with Tony Davids, Brian Rickman, Istvan Sleder, Ned Watts, and Ray Harlan took one morning to demonstrate the flight of several types of RC planes at a nearby park. Building AMA Cub planes (a smaller version of the Delta Dart) was the focus of the second and third

mornings. On the final morning students flew their planes in the school gymnasium. The record flight was 26 seconds.



Brian Rickman is asking for volunteers to assist in a similar program in the Westwood schools, beginning June 2.

Tom Stammberger volunteered to update the faded rules placard at Davis Field, with a new large print and weatherproofed sign.

Ashland's HobbyTown USA has donated two new RTFs to the club. The Multiplex EasyStar and Multiplex MiniMag will be added to Ken's raffle prize inventory. Thanks go to HobbyTown owner Bob Rice. Support your local hobby shop!

A Heli Fun Fly is scheduled for June 21 & 22 at Crowe Island airfield, Maynard, MA. Adam Tashjian promised to be flying some of the helicopters he had on display at our April CRRC meeting.

### **Solos**

No new pilots this month.

### **Guests**

Guests for this evening's meeting were our speaker, Gary Guidi, and friends Gary and Lisa Epstein. Gary Guidi is a fellow CRRC member from Ashland.

### **Raffle Winners**


Raffle Meister Ken Antonellis presented three raffle prizes.



First prizewinner Dave Marshall took home a set of four micro tools.



Second prizewinner Jon Leehey had a choice of either an ESC complete with brushless outrunner motor, or a CG Machine. Jon selected the ESC and motor.



The micro tools and CG Machine were from the Gates Falabella collection.



### **Guest Speaker**

Tired of putting 60 hours of labor into that new airship before it's ready to fly? Does boring holes in the sky put you to sleep? Does your neck get tired and stiff from staring into the sun? Gary Guidi has the answer for you; Combat! "It's insane," he says. "An adrenaline rush. It's fun to wreck stuff," he adds. If it takes longer than 6 minutes to build a combat ship, that's taking too long.



Gary's planes are very simple and quick to build. Made from coroplast or depron foam, they are flying planks with an engine, radio, and elevons (no rudder). Powered either by an electric or gas engine, they travel 50 to 60 MPH and are on the verge of control. Lipos are the battery of choice for electrics, but they take a beating, often suffering blade cuts and other collision damage.



A short discussion followed, highlighting various lipo fire stories, including setting the front seat of



the car on fire. Gary has invested lots of cash replacing batteries, and tends to prefer gas engines for that reason.



These planes are made to hit one another. A twenty-foot crepe paper streamer is attached to each plane. “Sometimes we aim for the streamer, but mid-air collisions are fun,” says Gary. Field repairs are made quick and easy with a propane powered glue gun. Gary often will bring a new ship to the field, intentionally built oversize, and trim it down to size with a knife, bit by bit, until he gets the desired performance. Gary had a four-minute video presentation that showed four combat planes zipping around the sky.

Gary brought along a set of rules for Simple Plastic Airplane Design, SPAD for short. (See their website at [www.spadcombat.com](http://www.spadcombat.com)) A few quotes taken from the SPAD Combat Rules list:

- a) “Safety for spectators, contest personnel and contestants is of the utmost importance. ... Hard hats must be worn by all in the event area.”
- b) “Model requirements: We currently only fly one class of combat, and there are virtually no limitations on design provided the model is built in a strong and safe manner...”
- c) “Wing Leading Edges: Cutting slots, adding sticky tape or grip tape to the leading edge of your wings as cutting aids is permissible provided that nothing sharp

or dangerous such as a knife blade is used.”

Contest heats are flown one-on-one, and last for 5 minutes. Points are earned by a variety of methods, including cutting your opponent’s streamer, landing with your own streamer intact, and completing the round. Points can be lost for Non Engagement or being “chicken,” according to the rules.



For the past year, Gary was taking time off from combat flying but he is anxious to get back in the fray. He regularly flies in Holliston with a small group of like-minded pilots, including our own Howard Hager. Gary extended the offer to any and all to come join the fun, and also offered to help organize a new group of combat flyers if there is sufficient interest.

Gary previously had a business laser-cutting plywood and foam for the RC market, and according to Howard’s email, is responsible for many of the kits you see on the Internet. Gary donated four foamy kits to the club for raffle prizes.



Al Marshall had a rough landing while flying his Mantis with Anker Berg-Sonne's bagged wing. The fiberglass nose of the ship snapped completely off. With some able assistance from Anker, Al successfully completed the repair using carbon tow and heat shrink on the carbon fiber push rods. Add some carbon and kevlar wrapping on the fuselage, impregnate with epoxy, and the fuse looks almost new. Great Job, Al.

### **Show And Tell**

"Need for Speed" Tom Stammberger brought his newest jet, a ducted fan Firebird. Tom purchased it on sale at Hobby Lobby. At 21 ounces with a 29-inch wing span, the Firebird is very fast, although quieter than Tom's Synapse. Assembly is relatively quick, "one long evening," says Tom.



David Spielman displayed his Multiplex TwinStar. The TwinStar came receiver ready, with servos and a speed 400 brushed motor already installed. Dave is looking forward to its maiden flight.





Making its third appearance, Tom Bauer's Hughes H1 Racer is nearly complete. Made from AMA plans, Tom has invested 65 hours of labor to date. It has a planked up balsa fuse, and Tom is especially proud of the engine detail he fabricated on a laser cutter. The Racer has a smart looking Ultra Coat finish, complete with rivet markings created with a dressmaker's tool. A series 600 geared motor coupled with an 8-6 prop, and a 3 cell, 1800 mah Lipo complete the power plant. Tom has measured the current draw at 18 amps, and predicts the H1 Racer will hit 65 Mph.



Dave Rocheschi had a Great Planes Fling ARF for show and tell. Dave added split flaps for additional speed control, and reports they work well, adding lots of drag when deployed. Dave programmed in some aileron differential, but they had little roll effect due to their in-board location.



Richard Gammon showed his new Icaris helicopter, a \$60 steal from Hobby Lobby. Richard has really enjoyed the assembly process, and is taking extra care to ensure that all the linkages operate freely. Richard also reports that he is looking for Vertical Take Off Glider pilots for some friendly competition.



#### Cool Tool Show & Tell Award

Congratulations to Dave Rocheschi for being this evening's Cool Tool winner.

#### Meeting Adjourned

The meeting was adjourned at 9:30 PM.

- *Larry Wetmore*  
*Recording Secretary*

---

## ***McAuliffe Regional Charter Public School***

---

CRRC volunteers visit McAuliffe Regional Charter Public School in Framingham.

Rodney Ward, a 7TH GRADE Science and Math teacher at the McAuliffe Charter School in Framingham contacted CRRC via email. He wanted to know if we would be interested in helping his students design and build model airplanes as part of a physics class.



Brian Rickman, Dick Williamson and Tony Davids met with Rodney and two other teachers at the school on April 30 to discuss what would be practical with the school's budget, available time, and the number of students (84!). We decided that the students would build AMA Cub Kits (a smaller version of the Delta Dart), which can be purchased from the AMA in bulk for a very low price. We also agreed that CRRC volunteers would provide a demonstration of RC airplane flight to kick-off the project in an exciting way.



On Thursday May 15 Brian, Tony, and Dick took turns demonstrating different RC aircraft at Butterworth Park, which is within walking distance of the school. Tony had a helicopter and a Twin Star. Dick had a DLG and a Zagi. Brian had an Easy Glider and a couple of park flyers. There were two groups of kids, about 40 in each



group. They were very excited and asked lots of good questions.

On Friday May 16 Istvan Sleder and Dick Williamson helped the students with building the AMA CUB kits.



On Monday May 19 Istvan, Dick and Ned Watts helped the students finish building their kits.



On Thursday May 22 Brian, Tony, Dick, Istvan, Ned, and Ray Harlan helped the students fly their planes in the school gymnasium. With 40 kids flying free-flight planes in the gym, it was pretty chaotic, but it was also a lot of fun. All of us helped with adjusting the planes to fly better, operating stop watches to time flights, and repairing broken planes.

As a group, the CRRC volunteers supplied winders, clay for balancing, CA for repairs, and replacement rubber motors for those that got over-wound. While the average flight time was between 5 and 10 seconds, there was one plane that slowly flew in circles just below the ceiling for 28 seconds!



Rodney was very impressed with how the students responded to the program and said that he would like to work with us again next year.



- **Brian Rickman &  
Richard Williamson**



---

## ***Transition to EDF Jets***

---

As many of you know, my theme for this year has been speed and Electric Ducted Fans (EDF).

After flying my WingDragon 4, Easy Glider, and Cessna 182, I wanted to experience something new. That was when the EDF Jets caught my attention. I bought two EDF Jets from Hobby-Lobby and one from Tower Hobbies.

### **Lynx XF from Hobby-Lobby**

My first jet was the Lynx XF. The lines look slick, however the long front fuselage is one of the main breaking points during a rough landing.

One major design problem of the Lynx is the cooling for the battery and ESC. I added a larger air intake on top of the nose. In addition I cut an opening over the ESC location to ensure proper cooling.

Another weak point is the EDF mount. The plane comes with a balsa stick that I recommend changing to a stronger and more resistant stick. Also, to ensure proper elevator control, one must always have the EDF on except before touching down.



It took me about two days to properly assemble the plane. I highly recommend using dual rates. Make sure to use the low setting if you are new to these type of airplanes.

The Lynx XF is fast and good for an intermediate and advanced pilot. When transitioning from slow flyers, it takes a little time to get used to the speed.

### **Synapse from Tower-Hobbies**

After having crashed and totaled the three Lynx XFs (number four is under the bed awaiting assembly), I decided to try out a jet that only used elevons. After looking at different models, I decided to get the Great Planes "Synapse".



I first bought the receiver ready version. During final assembly and while breaking in the motor I noticed a strong vibration. It wasn't until I took it out to Davis to maiden it, when I found out the hard way that the motor shaft was bent.

I notified Tower Hobbies and they sent me a new fan and motor. However I opted to get a new plane so I could install my own servos, and properly install the EDF unit.

One major design problem is the EDF unit. Once it is installed in the plane, the only way to access the fan unit is by cutting it out. Other than that is great. I do recommend adding some tape to the wings leading edges to protect them during landings.

Another minor issue are the finger holes. They do not provide a good grip. However a couple of strips of Velcro solve the issue.

The Synapse is a great plane to fly. In speed it compares to the Lynx XF. However it handles much better at slow speeds or motor less landings. Also the Synapse does not have the cooling issues that the Lynx has. I have averaged 8-10 minute flights with batteries coming out a little warm. Also a great little jet for intermediate to advanced pilots.

## The Firebird from Hobby-Lobby

My third jet is Hobby-Lobby's "Firebird EDF". It is the same as the "Thunderbird EDF" just with a different paint schema.



I assembled the plane in one evening. It was just a matter of gluing on the wings, and vertical stabilizers; assembling the cockpit and EDF unit; and installing the electronics.

What I liked about this plane are the finger holes, that really help during the hand launch. In addition, the plane includes a clear CG marker, which makes it easy to balance. In terms of the throw settings, like any of the previous planes I highly recommend setting up dual rates.

The plane is slower than the Synapse and the Lynx XF; great for someone transitioning from slow-flyers to EDF planes. It will provide the experience of flying at a faster speed, but slow enough to practice approaches, landings and aerobatics.

- *Thomas Stammberger*  
*Newsletter Editor*

---

## **UPCOMING EVENTS**

---

**June 21 & 22, 2008**

***Electric Fun-Fly & Air Show***

Wintonbury Flying club  
Bloomfield, CT (north or Hartford)

**June 21 & 22, 2008**

***Ernie Huber Memorial Helicopter Fun Fly***

Crow Island  
Stow, MA

**June 21 & 22, 2008**

***New England Scale Fly-in***

Gardner Airport  
Gardner, MA

**June 22, 2008**

***Light Wings Fly-in***

South Shore Radio Control Club  
Bridgewater, MA

**June 24, 2008**

***CRRC Board Meeting***

**Date: June 24, 2008**

**Time: 7:30pm - 9:00pm**

**Location: Sudbury Library**

**June 29, 2008**

***Burlington RC Summer Fly-in and BBQ***

Burlington RC Flyers  
Burlington, MA

**July 12 & 13**

***CRRC Hand Launch Classic (HLG)***

Davis Field, Sudbury MA

**July 26 & 27**

***CRRC RES Contest***

Davis Field, Sudbury MA

**August 9 & 10**

***CRRC Soar-In***

Davis Field, Sudbury MA

## CRRC BUILDING AND FLIGHT INSTRUCTORS

To start your flight instruction; call Brian Rickman, the chief instructor and he will match you with one club instructors. Our instructors are qualified and willing AMA pilots and fellow club members.

See <http://www.charlesriverrc.org> for directions to the flying fields. If you have any questions about the construction of your airplane, or want to have an experienced pilot pre-flight check your airplane before heading to the flying field, then call Brian or any of the building instructors.

### INSTRUCTOR CONTACTS

**Chief Instructor:  
Brian Rickman**

[webmaster\(at\)charlesriverrc.org](mailto:webmaster(at)charlesriverrc.org)  
**774-249-2494**

Power planes are flown only at the Bill Martin Flying Field in Medfield.

#### **POWER:**

Jeremy Harkin	Waltham	781-894-6683
Jon Leehey	Wayland	508 358 5721
Ruane Crummett	Wayland	508-655-2234

#### **ELECTRICS:**

Bruce Schneider	Hudson	978-562-9900
Fritz Bien	Concord	978-369-1720
Lincoln Ross	Waltham	781-891-0332
Dick Williamson	Sudbury	978 443-8549
Tom Bauer	Wellesley	781-235-7344

Sailplanes and Electrics can be flown at the Davis Farm Field on Rte. 117 in Sudbury.

#### **SOARING:**

Dick Williamson	Sudbury	978 443-8549
Dave Walter	Hudson	978-562-5400
Bruce Schneider	Hudson	978-562-9900
Fritz Bien	Concord	978-369-1720
John Nilsson	Clinton	508-368-7136
Ken Antonellis	Natick	508-653-8369
Tom Bauer	Wellesley	781-235-7344

#### **HELICOPTERS:**

Tony Davids	Stow	978-568-9598
-------------	------	--------------

#### **BUILDING:**

Fritz Bien	Concord	978-369-1720
John Weigel	Natick	508-653-3560
Derrick Veliz	Acton	978-266-1739
Dick Williamson	Sudbury	978-443-8549
Tom Bauer	Wellesley	781-235-7344

## TREE CLIMBERS, KEYS, MEMBERSHIP & BOARD MEETING

### TREE CLIMBERS

#### **Tony Morais**

A1 Tree Services-Framingham, MA  
508-626-0088 or 800-657-7788

#### **\*Kenny Greeno\***

\*Cell Phone: 617-201-5300  
Office Phone: 617-661-8591

#### **Paul Harrington**

(508) 376-2573 [Medfield Area]

#### **Scott**

774-286-1190 [Marlborough]

#### **Adam's Tree Service**

617-592-5935

\*Highly recommended

### Keys to the Bill Martin Field

To get a Key for Bill Martin Field in Medfield please email Ken Antonellis at [kxa\(at\)verizon.net](mailto:kxa(at)verizon.net). Ken is the key-master. He will send out

instructions as soon as he hears from you. A \$5 deposit is required the first time you receive a key.

Alex of Alex's RC in Belmont also has keys. Show him a club badge to get the key.

### MEMBERSHIP

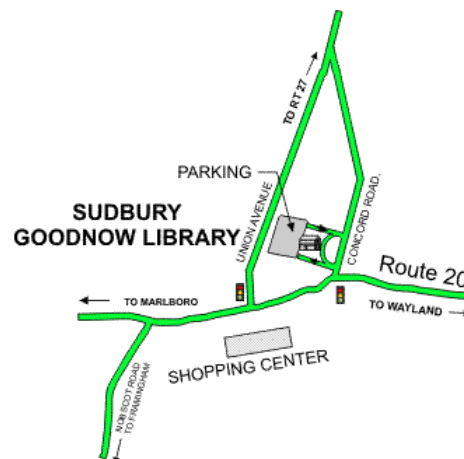
Here are the updated CRRC membership figures. The table summarizes the membership status from 1999 through current month, 2008.

Year	Renewals	New Members	Peak Totals
1999			135
2000	112	62	174
2001	124	50	174
2002	138	58	196
2003	156	40	196
2004	153	42	195
2005	144	20	164
2006	124	26	150
2007	132	32	164
2008			107

-Ray Harlan

### MAY DIRECTORS MEETING

The next directors meeting will be, Tuesday, June 24<sup>th</sup> at 7:30 PM, at the Sudbury Goodnow Library. All club members are invited to attend. Please volunteer to attend at the next club meeting.







## THE CHARLES RIVER RADIO CONTROLLERS, INC

### 2008 MEMBERSHIP APPLICATION

AMA Charter 339

Name \_\_\_\_\_ AMA No. \_\_\_\_\_

Street \_\_\_\_\_ Birth Date (AMA req'd) \_\_\_\_\_

Town \_\_\_\_\_ State \_\_\_\_\_ Zip \_\_\_\_\_ Tel. ( ) \_\_\_\_\_ - \_\_\_\_\_

E-mail \_\_\_\_\_

To receive membership card and field pass, bring this application to a club meeting, or mail to the membership secretary (address below). You can pay by check or use PayPal. (PayPal to [membership\(at\)charlesriverrc.org](mailto:membership(at)charlesriverrc.org))

Make Checks Payable to:  
Charles River RC

<b>MEMBERSHIP CATAGORY</b>	<b>Rates until March 1, 2008</b>	<b>Rates After March 1, 2008</b>
<input type="checkbox"/> OPEN Member	\$40.00	<b>\$45.00</b>
<input type="checkbox"/> JUNIOR member, (under 19 before 7-1)	\$1.00	<b>\$1.00</b>
<input type="checkbox"/> SENIOR member, (if age 60 before 7-1)	\$30.00	<b>\$35.00</b>
<input type="checkbox"/> SENIOR member, (if age 75 before 7-1)	Free if AMA member	<b>Free if AMA member</b>
<input type="checkbox"/> Full time STUDENT	\$20.00	<b>\$25.00</b>
<input type="checkbox"/> Family member additional to OPEN membership	\$20.00	<b>\$25.00</b>

SAVE \$5 - EARLY BIRD DUES RATES ARE LISTED

**Ray Harlan**  
**Membership Secretary CRRC**  
**15 Happy Hollow Road**  
**Wayland, MA 01778**  
**508-358-4013**  
E-mail: [membership\(at\)charlesriverrc.org](mailto:membership(at)charlesriverrc.org)

- ☐ I DO NOT want my address to appear  
in the club phone book

You must be an AMA member in order to  
receive your CRRC membership card.

To receive your newsletter by US mail, please contact Ray Harlan, Membership Secretary at the next meeting. See the newsletter cover sheet for additional contact information.

Help reduce operating costs by receiving your newsletter on line. CRRC pays roughly \$10 per year for each mailed newsletter subscription

---

## ***CRRC SUMMER CLUB MEETING – June 18, 2008***

### ***Guests are welcome!***

---

**When:** ***Every 3<sup>rd</sup> Wednesday of the month***  
Note: Check for the meeting announcement in our monthly Newsletter.

**Time:** ***7:30 p.m.***

**Where:** ***Bill Martin Field, Medfield, MA – (June meeting only)***

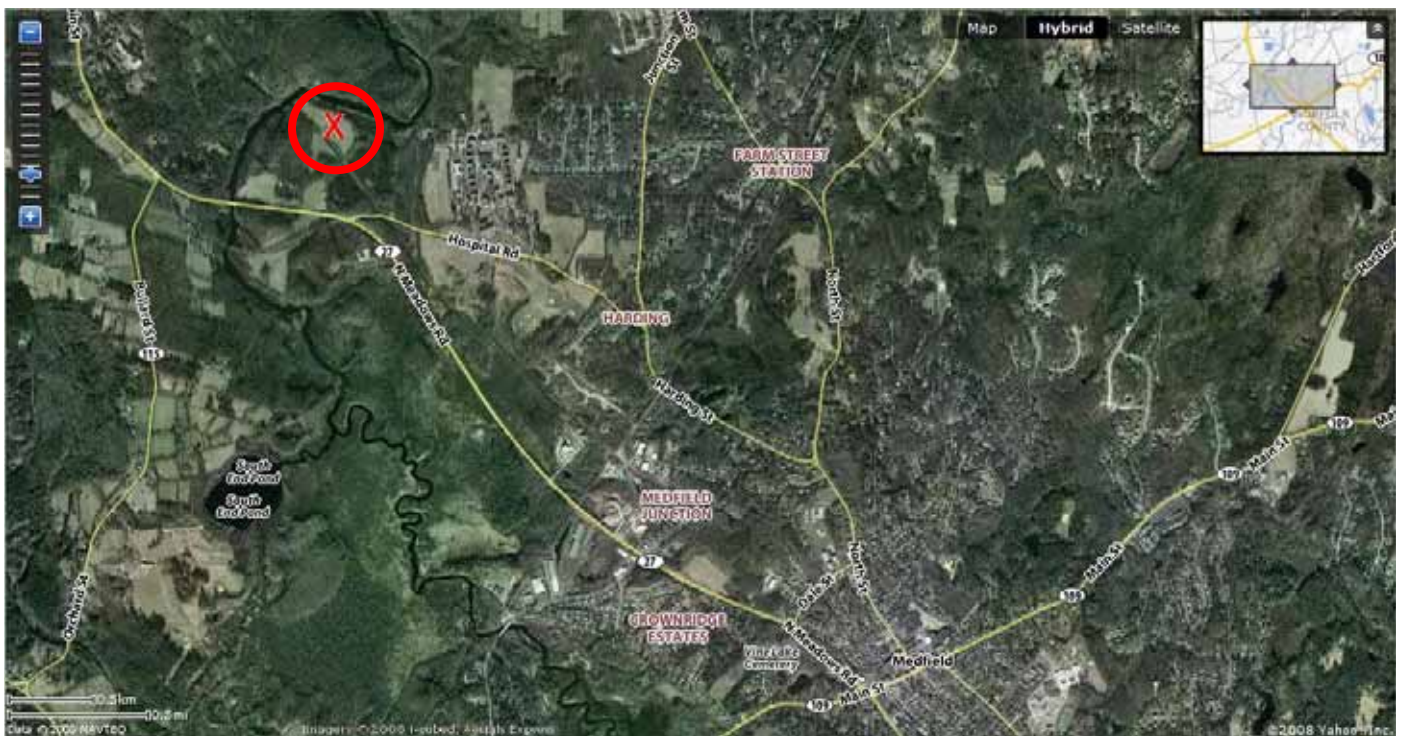
Note: July and August meetings will be held at Davis Field

**Directions:** ***From Natick***

- From Natick, take Rt. 27 South through Sherborn.
- Take a left onto Hospital Road after you pass over the Charles River (Hospital Road is about 1/2 mile past the Entering Medfield sign, and about 1/4 mile past the Medfield Charles River Reservation sign - if you get to a stop light after passing the entering Medfield sign you've gone too far.)
- Take a left onto the dirt road just past the railroad tracks. Please DO NOT drive right along side the railroad tracks. That is private property and you will be subject to a fine!

***From Westwood***

- From Westwood take 109 West to Medfield.
- Turn right onto Rt 27 N (N. Meadows Rd)
- Turn right onto Hospital Rd



Thomas Stammberger  
Newsletter Editor  
Newsletter(at)charlesriverrc.org  
(617) 501-7403