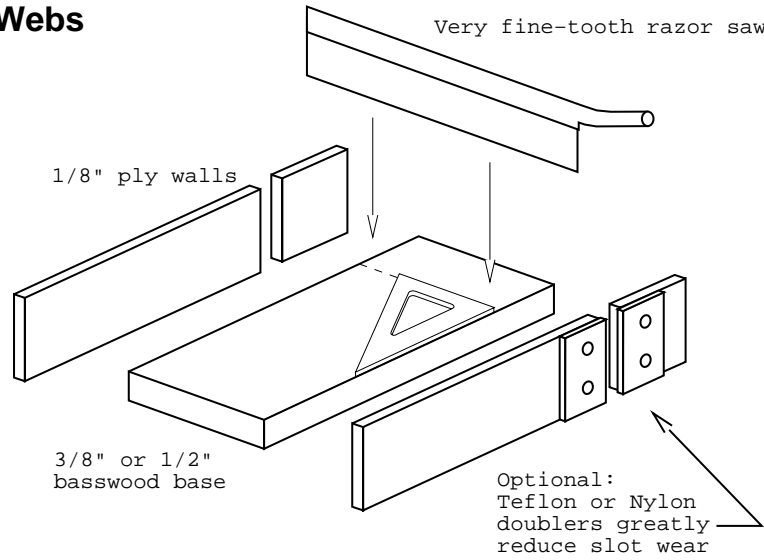


# Accurate Cutting of Tapered Spar Webs


Very fine-tooth razor saw

## Wide miter box

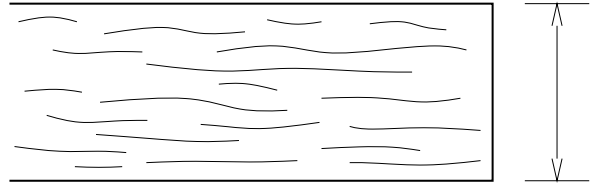
Assemble using triangle to set 90 deg. angle, and the razor saw to set slot width. Minimal slop in the slot is important.



## Install shim to set web taper angle

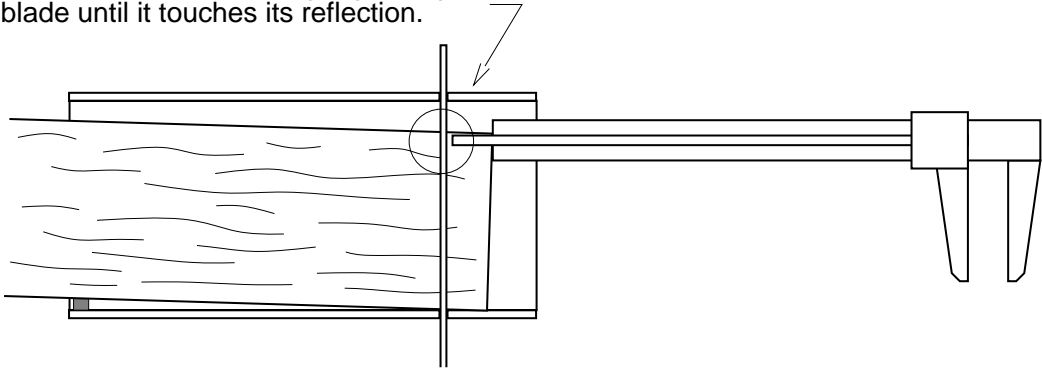


## Trim balsa sheet width to exact inter-rib spacing.



## Cut web segments

Set web segment width with a caliper's depth gauge sting. Push sting up to saw blade until it touches its reflection.



Make alternating angled and square cuts, using the shimmed and unshimmed walls

Use very light pressure and maximum saw motion to avoid ragged endgrain.

