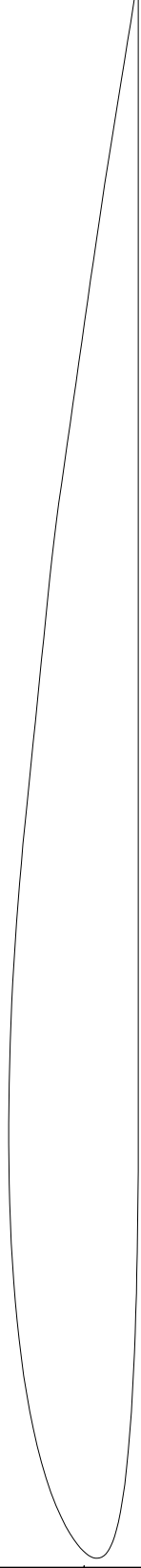




Mid panel shaping templates




S=1.75 c=8.50"



S=1.50 c=9.00"



S=1.25 c=9.50"



S=1.00 c=10.00"

inches