



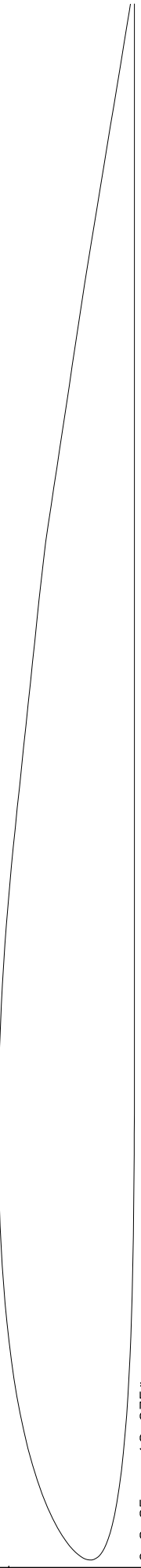
Center panel shaping templates




S=0.75 c=10.125"



S=0.50 c=10.25"



S=0.25 c=10.375"



S=0.00 c=10.50"

inches