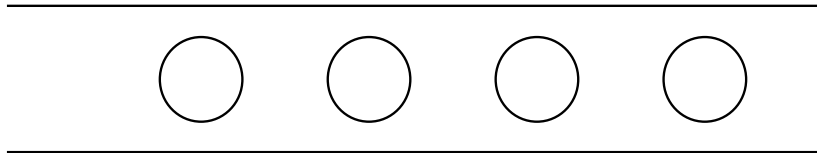


Bubble Dancer Joiner Block Construction

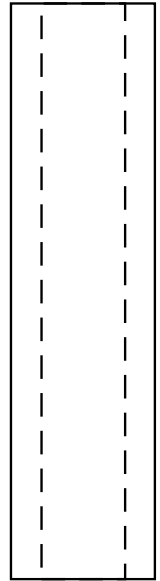

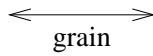
M. Drela

3 Feb 05

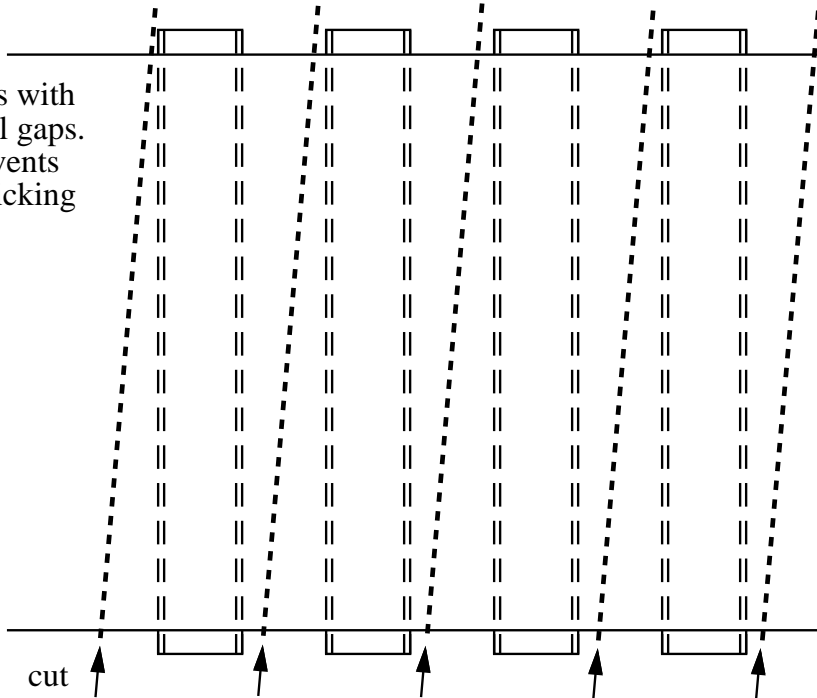


1) Drill holes with drill press

3/4" x 3" basswood stock



2) Glue in joiner tubes with excess epoxy to fill all gaps. Thickened epoxy prevents excessive endgrain wicking



3) Cut up wood with 5 degree cuts

4) Belt-sand height to match balsa web heights.

5) Belt-sand ends to 0 deg. and 5 deg bevels.

6) Belt-sand to 1/2" width

